

Plum Borough School District  
Treasurer's Report as of August 2014  
2014-2015

<b>1. General Fund Account INCLUDING Athletic Accts (Fund 10)</b>		
a. Monthly revenue:		\$ 10,724,309.84
b. Year-to-date revenue:		\$ 11,973,172.57
c. % of "anticipated revenue" received:		21%
d. Monthly expenditures:		\$ 883,512.18
e. Year-to-date expenditures:		\$ 1,693,532.17
f. % of "budget" expended:		3%

<b>August Expenditures - totaling \$50,000 or more:</b>		
IU - Health Insurance	\$	485,623.67
Employee Retirement	\$	152,125.65
Employer Retirement		
Liberty Mutual Insurance	\$	167,220.00
Federal Payroll Taxes	\$	565,350.26
State Payroll Taxes	\$	61,800.38
Net & Direct Deposit Payroll	\$	1,309,084.12

<b>2. Investment Account - PSDLAF/S&amp;T (Fund 10)</b>		
a. Monthly "net" invested and redeemed:		\$ 2,866,304.00
b. Current investment acct. balance:		\$ 3,320,555.02
c. Certificates of Deposit		\$ 245,000.00
d. <b>TOTAL FUNDS AVAILABLE</b>		<b>\$ 3,565,555.02</b>

<b>August Athletic Accounts:</b>		
Monthly revenue:	\$	1,456.00
Year-to-date revenue:	\$	1,456.00
% of "anticipated revenue" received:		
Monthly expenditures:	\$	19,262.72
Year-to-date expenditures:	\$	42,134.88
% of budget expended:		5%

<b>3. GOB - Series of 2010 Bond Issue (Fund 30)</b>		
a. Monthly revenue:		
b. Monthly expenditures:		\$ 290,857.00
c. Current balance:		\$5,800.84
d. Certificates of Deposit:		\$ -
e. <b>TOTAL FUNDS AVAILABLE</b>		<b>\$ 5,800.84</b>

<b>G.O.B Summary</b>		
Total funds available	\$	<u>14,602,191.39</u>

<b>4. Post War Project Capital Reserve Fund (Fund 31)</b>		
a. Monthly revenue		\$ 34.40
b. Monthly expenditures:		\$ -
c. Current balance:		\$2,056,820.93
d. Certificates of Deposit:		\$ 450,000.00
e. <b>TOTAL FUNDS AVAILABLE</b>		<b>\$ 2,506,820.93</b>

<b>5. GOB - Series A of 2012 Bond Issue (Fund 32)</b>		
a. Monthly revenue:		\$ 1,200,114.66
b. Monthly expenditures:		\$ 1,206,922.08
c. Current balance:		\$5,242.90
d. Certificates of Deposit:		\$ 1,500,000.00
e. <b>TOTAL FUNDS AVAILABLE</b>		<b>\$ 1,505,242.90</b>

<b>6. GOB - Series B of 2012 Bond Issue (Fund 33)</b>		
a. Monthly revenue:		\$ -
b. Monthly expenditures:		\$ -
c. Current balance:		\$13,288.42
d. Certificates of Deposit:		\$ -
e. <b>TOTAL FUNDS AVAILABLE</b>		<b>\$ 13,288.42</b>

<b>7. GOB - Series E of 2013 Bond Issue (Fund 34)</b>		
a. Monthly revenue:		\$ 601,000.00
b. Monthly expenditures:		\$ 749,502.55
c. Current balance:		\$30,644.21
d. Certificates of Deposit:		\$ 2,000,000.00
e. <b>TOTAL FUNDS AVAILABLE</b>		<b>\$ 2,030,644.21</b>

<b>8. New Holiday Park Elementary Construction Acct (S&amp;T)</b>		
a. Monthly revenue:		\$ 2,005.25
b. Monthly expenditures:		\$ 1,801,000.00
c. Current balance:		\$8,540,394.09
d. Certificates of Deposit		\$ -
d. <b>TOTAL FUNDS AVAILABLE</b>		<b>\$ 8,540,394.09</b>

<b>8. Cafeteria Account</b>		
a. Monthly revenue:		\$ 138.09
b. Monthly expenditures:		\$ 645.25
c. Current balance:		\$ 67,985.33
d. PSDLAF investment account:		\$ 62,480.31
e. <b>TOTAL FUNDS AVAILABLE</b>		<b>\$ 130,465.64</b>

<b>9. Activity Account (Fund 28)</b>		
a. Monthly revenue:		\$ 939.89
b. Monthly expenditures:		
c. Current balance:		\$35,426.89
d. Money Market account balance:		\$ 48,025.28
e. <b>TOTAL FUNDS AVAILABLE</b>		<b>\$ 83,452.17</b>

<b>10. Educational Enhancement Account</b>		
a. Monthly revenue:		\$0.16
b. Monthly expenditures:		\$205.00
c. Current balance:		\$4,246.16

I make a motion that the Treasurer's Report and Bill Listings be approved.

“General Fund”

Financial Information

Date: 09/19/14

Time: 13:41:29

Ending Date: 08/31/14

Plum Borough School District  
 GENERAL FUND - August 2014-2015  
 Revenue Accounts - with Activity Only

Page: 1

BAR020A

Board Revenue Report

	Anticipated Revenue	Adjustments	YTD Revenue Received	Current Revenue Received	Remaining Balance	%Rem
ALL						
10 Fund 10						
6000 Revenue From Local Sources						
6111 Current Real Estate Taxes	27,026,059.00	0.00	7,609,468.10	7,099,154.88	19,416,590.90	71
6112 Interim Real Estate Taxes	75,000.00	0.00	40,447.25	40,447.25	34,552.75	46
6113 Public Utility Realty Tax	39,912.00	0.00	0.00	0.00	39,912.00	100
6120 Current Per Capita Tax Sect.	78,668.00	0.00	29,597.50	27,348.40	49,070.50	62
6141 Current Act 511 Per Capita Tx	78,668.00	0.00	29,597.50	27,348.40	49,070.50	62
6143 Local Service Tax (LST) Act	32,469.00	0.00	6,894.27	5,380.14	25,574.73	78
6151 Current Act 511 Earned Income	3,450,000.00	0.00	546,952.20	337,473.55	2,903,047.80	84
6153 Current Act 511 Real Estate	242,491.00	0.00	32,867.48	32,867.48	209,623.52	86
6411 Delinquent Real Estate Taxes	557,080.00	0.00	0.00	0.00	557,080.00	100
6461 Delinquent Earned Income Taxes	180,470.00	0.00	147,224.99	119,201.45	33,245.01	18
6510 Int/Invest & Invest Bear Cks	29,000.00	0.00	169.29	27.17	28,830.71	99
6710 Athletic Department	67,000.00	0.00	1,456.00	1,456.00	65,544.00	97
6740 Student Fees	21,330.00	0.00	5,625.00	0.00	15,705.00	73
6790 Other Student Activity Income	23,000.00	0.00	0.00	0.00	23,000.00	100
6829 State Rev Other Inter Sources	2,000.00	0.00	0.00	0.00	2,000.00	100
6831 Fed. Rev. From Other Public	140,000.00	0.00	0.00	0.00	140,000.00	100
6832 Federal IDEA Revenue Rec. as	200,000.00	0.00	180,129.50	180,129.50	19,870.50	9
6910 Rentals	7,500.00	0.00	0.00	0.00	7,500.00	100
6920 Contribution/Donation -	18,000.00	0.00	20,100.00	0.00	-2,100.00	-11
6941 Regular Day Sch Tuition	9,600.00	0.00	20.00	20.00	9,580.00	99
6950 Transportation Fees	22,000.00	0.00	101.60	50.80	21,898.40	99
6990 E-Rate Subsidy, Miscellaneous	20,000.00	0.00	265.84	265.84	19,734.16	98
6991 Refund to Prior Yr Expenditure	12,000.00	0.00	0.00	0.00	12,000.00	100
6999 Royalty Distributions	27,200.00	0.00	1,315.82	829.98	25,884.18	95
6000 Function (R) Total	32,359,447.00	0.00	8,652,232.34	7,872,000.84	23,707,214.66	73
7000 Revenue From State Sources						
7110 Basic Instructional Subsidy	12,539,259.00	0.00	1,804,893.00	1,804,893.00	10,734,366.00	85
7160 Tuition Placed & Institution	75,000.00	0.00	0.00	0.00	75,000.00	100
7220 Vocational Education	10,000.00	0.00	0.00	0.00	10,000.00	100
7230 Student Focused Funding Supp.	478,694.00	0.00	0.00	0.00	478,694.00	100
7271 Special Ed.-Reg. Prog.	2,268,883.00	0.00	339,041.00	0.00	1,929,842.00	85
7310 Transport (Reg & Additional)	1,335,296.00	0.00	117,065.00	117,065.00	1,218,231.00	91
7320 Rentals & Sink Fund Payments	1,217,392.00	0.00	0.00	0.00	1,217,392.00	100
7330 Medical & Dental Services	76,000.00	0.00	0.00	0.00	76,000.00	100
7340 PA Property Tax Relief Payment	1,653,383.00	0.00	826,692.00	826,692.00	826,691.00	50

Date: 09/19/14

Time: 13:41:31

Ending Date: 08/31/14

Plum Borough School District  
GENERAL FUND - August 2014-2015  
Revenue Accounts - with Activity Only

Page: 2

BAR020A

Board Revenue Report

	Anticipated Revenue	Adjustments	YTD Revenue Received	Current Revenue Received	Remaining Balance	%Rem
ALL						
10 Fund 10						
7000 Revenue From State Sources						
7599 Other State Revenue	27,000.00	0.00	0.00	0.00	27,000.00	100
7810 Social Security /	1,067,762.00	0.00	207,318.00	103,659.00	860,444.00	80
7820 Retirement / PSERS	2,986,943.00	0.00	0.00	0.00	2,986,943.00	100
7000 Function (R) Total	23,735,612.00	0.00	3,295,009.00	2,852,309.00	20,440,603.00	86
8000 Revenue From Federal Sources						
8190 Other Unrestricted Federal	404,783.00	0.00	0.00	0.00	404,783.00	100
8514 Ed Of Disab Child-ESEA, Title I	321,074.00	0.00	19,290.04	0.00	301,783.96	93
8515 Title II IDEA, Section 619	94,814.00	0.00	6,641.19	0.00	88,172.81	93
8670 Air Force Reimbursement	93,100.00	0.00	0.00	0.00	93,100.00	100
8810 Medical Assist. Access	60,000.00	0.00	0.00	0.00	60,000.00	100
8000 Function (R) Total	973,771.00	0.00	25,931.23	0.00	947,839.77	97
9000 Other Financing Sources						
9330 Post War Capital Reserve Fund	723,000.00	0.00	0.00	0.00	723,000.00	100
9500 Refund Prior Yr Expenditures	5,000.00	0.00	0.00	0.00	5,000.00	100
9910 Other Financing Sources	574,561.00	0.00	0.00	0.00	574,561.00	100
9000 Function (R) Total	1,302,561.00	0.00	0.00	0.00	1,302,561.00	100
10 Fund (R) Total	58,371,391.00	0.00	11,973,172.57	10,724,309.84	46,398,218.43	79
Report Totals	58,371,391.00	0.00	11,973,172.57	10,724,309.84	46,398,218.43	79

Date: 09/19/14

Time: 13:44:24

Ending Date: 08/31/14

Plum Borough School District

GENERAL FUND -August 2014-2015

Expenditure Accounts - with Activity Only

Page: 1

BAR020A

Board Monthly Expenditure

Report

	Adjusted Budget	YTD Expended	Current Expended	Current Encumbrances	Remaining Balance	%Rem
ALL						
10 Fund 10						
1000 Instruction						
1110 Instruction - Reg. Programs	27,353,496.00	82,159.47	64,320.17	221,981.92	27,049,354.61	99
1190 Title I	457,103.00	187.50	187.50	0.00	456,915.50	100
1191 Title II	178,829.00	0.00	0.00	0.00	178,829.00	100
1200 Special Programs - Elem / Sec	10,900.00	2,000.00	0.00	0.00	8,900.00	82
1211 Life Skills Support - Public	175,000.00	0.00	0.00	0.00	175,000.00	100
1221 Hearing Impaired	228,810.00	0.00	0.00	0.00	228,810.00	100
1224 Visually Impaired	180,000.00	0.00	0.00	0.00	180,000.00	100
1225 Speech & Language Support	196,517.00	0.00	0.00	0.00	196,517.00	100
1232 Emotional Support PRRI	20,000.00	0.00	0.00	0.00	20,000.00	100
1233 Autistic Program	133,200.00	0.00	0.00	0.00	133,200.00	100
1240 Learning Disabled	2,456,510.00	51,640.34	5,110.80	0.00	2,404,869.66	98
1241 Learning Support	976,639.00	9,306.68	9,306.68	4,428.01	962,904.31	99
1243 Gifted Support	375,349.00	0.00	0.00	0.00	375,349.00	100
1260 Physical Support	103,682.00	0.00	0.00	0.00	103,682.00	100
1280 Early Intervention Support	7,000.00	0.00	0.00	0.00	7,000.00	100
1290 Approved Private Sch Tuition	766,310.00	2,087.25	1,344.75	0.00	764,222.75	100
1390 Other Vocational Ed Programs	483,200.00	0.00	0.00	0.00	483,200.00	100
1400 Other Instruction Prog-ele/sec	0.00	0.00	0.00	6,941.50	-6,941.50	-999
1430 Homebound Instruction	19,805.00	0.00	0.00	0.00	19,805.00	100
1442 Alternative Ed. Program	84,519.00	8,486.98	4,055.40	0.00	76,032.02	90
1490 CCAC Middle School (BCMC)	28,000.00	0.00	0.00	0.00	28,000.00	100
1000 Function (E) Total	34,234,869.00	155,868.22	84,325.30	233,351.43	33,845,649.35	99
2000 Support Services						
2110 Pupil Personnel Services	149,076.00	23,147.50	10,396.14	0.00	125,928.50	84
2120 Guidance Services	1,003,510.00	0.00	0.00	0.00	1,003,510.00	100
2122 Drug Testing - SHS & Oblock	600.00	0.00	0.00	0.00	600.00	100
2140 Psychological Services	265,866.00	24,006.95	12,184.38	0.00	241,859.05	91
2142 Psychological Testing Services	2,000.00	0.00	0.00	0.00	2,000.00	100
2190 Other Pupil Personnel Svcs	26,138.00	4,243.44	2,027.68	0.00	21,894.56	84
2220 Audiovisual Serv. /Print Shop	47,416.00	7,148.66	3,415.62	0.00	40,267.34	85
2250 School Library Services	411,020.00	0.00	0.00	8,703.00	402,317.00	98
2270 Instructional Staff Dev Svcs	75,000.00	13,925.84	13,900.84	0.00	61,074.16	81
2310 Board of Directors' Services	51,127.00	4,608.95	1,517.40	0.00	46,518.05	91
2330 Tax Assessment & Collect Svcs	148,855.00	17,652.11	11,332.36	0.00	131,202.89	88
2340 Director of Admin. Services	204,520.00	29,607.81	13,778.18	0.00	174,912.19	86

Date: 09/19/14

Time: 13:44:26

Ending Date: 08/31/14

Plum Borough School District

GENERAL FUND -August 2014-2015

Expenditure Accounts - with Activity Only

Page: 2

BAR020A

Board Monthly Expenditure

	Adjusted Budget	YTD Expended	Current Expended	Current Encumbrances	Remaining Balance	Report %Rem
ALL						
10 Fund 10						
2000 Support Services						
2350 Legal Services (Solicitor)	65,000.00	0.00	0.00	0.00	65,000.00	100
2360 Superintendent	274,000.00	43,370.21	19,411.68	0.00	230,629.79	84
2361 Assistant Superintendent	211,389.00	28,891.80	13,700.46	0.00	182,497.20	86
2370 Safety & Security (SRO)	156,409.00	0.00	0.00	500.00	155,909.00	100
2380 Principals' Services	1,976,836.00	276,157.51	130,484.01	1,860.92	1,698,817.57	86
2420 Medical Services / School	41,100.00	1,310.00	60.00	27,619.77	12,170.23	30
2430 Dental Services / School	750.00	0.00	0.00	0.00	750.00	100
2440 Nursing Services / School	677,783.00	0.00	0.00	0.00	677,783.00	100
2510 Director of Business Affairs	367,638.00	53,804.10	25,717.29	1,298.72	312,535.18	85
2513 Receive & Disburse Funds Svcs	0.00	175.37	70.94	0.00	-175.37	-999
2610 Facilities Supervision / Oper &	280,872.00	27,130.35	4,767.44	0.00	253,741.65	90
2620 Facilities / Operation Of	4,024,290.00	526,536.60	320,539.10	23,305.03	3,474,448.37	86
2630 Facilities/Care & Upkeep Of	69,000.00	3,900.00	0.00	0.00	65,100.00	94
2640 Facilities / Care & Upkeep Of	15,500.00	5,938.74	5,538.74	0.00	9,561.26	62
2650 Facilities /Vehicle Operation	21,550.00	1,946.49	1,946.49	0.00	19,603.51	91
2660 Security Svcs/Evenings/Sch	33,116.00	1,260.00	1,260.00	0.00	31,856.00	96
2661 Security Svcs/Daytime/HS	49,699.00	0.00	0.00	0.00	49,699.00	100
2710 Student Transportation	154,239.00	26,086.60	11,564.65	0.00	128,152.40	83
2720 Student Trans. /Operation	1,413,597.00	5,488.46	5,488.46	0.00	1,408,108.54	100
2740 Student Transportation/Vehicle	951,134.00	57,696.95	56,478.63	0.00	893,437.05	94
2840 Technology Services	792,640.00	103,126.38	55,456.70	142,224.94	547,288.68	69
2900 Retirees' Benefits / OPEB	1,177,820.00	141,470.00	7,000.00	0.00	1,036,350.00	88
2000 Function (E) Total	15,139,490.00	1,428,630.82	728,037.19	205,512.38	13,505,346.80	89
3000 Oper Of Noninstructional Svcs						
3210 Student Activities	123,625.00	0.00	0.00	0.00	123,625.00	100
3250 School Sponsored Athletics	776,969.00	70,332.55	32,733.92	14,649.89	691,986.56	89
3310 Community Summer Recreation	9,150.00	0.00	0.00	0.00	9,150.00	100
3320 Air Force JROTC Program	278,166.00	0.00	0.00	0.00	278,166.00	100
3390 District / Boro Shared - Cross	45,140.00	0.00	0.00	0.00	45,140.00	100
3000 Function (E) Total	1,233,050.00	70,332.55	32,733.92	14,649.89	1,148,067.56	93
4000 Facilities Acq,const & Impv						
4210 Site Improvement Services	64,500.00	8,015.00	8,015.00	0.00	56,485.00	88
4410 Arch. & Engr. Services	1,100.00	0.00	0.00	0.00	1,100.00	100
4610 Building Improvement Ser.	169,000.00	4,316.72	4,031.91	0.00	164,683.28	97

Date: 09/19/14

Time: 13:44:26

Ending Date: 08/31/14

Plum Borough School District

GENERAL FUND -August 2014-2015

Expenditure Accounts - with Activity Only

Page: 3

BAR020A

Board Monthly Expenditure

	Adjusted Budget	YTD Expended	Current Expended	Current Encumbrances	Remaining Balance	Report %Rem
ALL						
10 Fund 10						
4000 Function (E) Total	234,600.00	12,331.72	12,046.91	0.00	222,268.28	95
5000 Other Financing Uses						
5110 Debt Svc / Bond Issue Prin &	7,064,882.00	0.00	0.00	0.00	7,064,882.00	100
5130 Refund to Prior Year Revenue	150,000.00	26,368.86	26,368.86	0.00	123,631.14	82
5800 Suspense Account	0.00	0.00	0.00	0.00	0.00	-999
5910 Budgetary Reserve/Contingency	311,000.00	0.00	0.00	0.00	311,000.00	100
5000 Function (E) Total	7,525,882.00	26,368.86	26,368.86	0.00	7,499,513.14	100
10 Fund (E) Total	58,367,891.00	1,693,532.17	883,512.18	453,513.70	56,220,845.13	96
Report Totals	58,367,891.00	1,693,532.17	883,512.18	453,513.70	56,220,845.13	96

Date: 09/19/14  
Time: 10:11:56

Plum Borough School District  
Check Register 2014-2015

Page: 1  
BAR016c

Check Dates 08/01/14 - 08/31/14

Check # 00001205 - 99993836

Check	Date	Vendor Number & Name\ Remittance Name	Check Amount	Batch	Source	Stat
		10-0101-000-000-00-00-00-00 Bank Acct For Fund 10				
00051037	08/01/14	009918 AMALGAMATED TRANSIT UNION	\$663.00	200	Comp	0
00051038	08/01/14	009921 NATIONAL DRIVE	\$10.00	200	Comp	0
00051039	08/01/14	019637 LEGAL SHIELD	\$64.82	200	Comp	0
00051040	08/01/14	009927 OMEGA FCU	\$915.00	200	Comp	0
00051041	08/01/14	009916 P.B.S.D. EDUCATIONAL SECRETARIES	\$556.12	200	Comp	0
00051042	08/01/14	009923 PHEAA	\$187.65	200	Comp	0
00051043	08/01/14	013595 RONDA J WINNECOUR	\$3,981.00	200	Comp	0
00051044	08/01/14	009917 TEAMSTERS LOCAL UNION #205	\$2,167.00	200	Comp	0
00051045	08/01/14	019817 US DEPARTMENT OF EDUCATION	\$357.00	200	Comp	0
00051046	08/01/14	009929 WASHINGTON NATIONAL INSURANCE CO.	\$2,976.04	200	Comp	0
00051047	08/01/14	013595 RONDA J WINNECOUR	\$1,000.00	1	Comp	0
00051048	08/05/14	009939 BP PRODUCTS NORTH AMERICA, INC BP BUSINESS SOLUTIONS	\$1,757.64	21	Comp	0
00051049	08/12/14	006658 AIU	\$7,246.00	22	Comp	0
00051050	08/12/14	009828 ANDREWS & PRICE	\$537.50	22	Comp	0
00051051	08/12/14	009828 ANDREWS & PRICE	\$7,703.00	22	Comp	0
00051052	08/12/14	008599 AP EXAMS AP PROGRAM	\$1,035.00	22	Comp	0
00051053	08/12/14	007568 DEER LAKES SCHOOL DIST	\$5,928.48	22	Comp	0
00051054	08/12/14	018882 HADLEY, JEFFREY JEFFREY HADLEY	\$1,395.00	22	Comp	0
00051055	08/12/14	019315 GIBSON, KELLY KELLY GIBSON	\$9.13	22	Comp	0
00051056	08/12/14	019648 MEDEXPRESS URGENT CARE, PC PENNSYLVANIA	\$105.00	22	Comp	0
00051057	08/12/14	019726 PRISM ENGINEERING	\$2,675.00	22	Comp	0
00051058	08/12/14	007341 SENECA VALLEY SCH DIST	\$6,122.53	22	Comp	0
00051059	08/12/14	019958 DUDDING, TAYLOR TAYLOR DUDDING	\$20.00	22	Comp	0
00051060	08/12/14	011602 UNITED REFRIGERATION INC.	\$1,544.24	22	Comp	0
00051061	08/12/14	006655 ABCO FIRE PROTECTION, INC.	\$8,076.84	23	Comp	0
00051062	08/12/14	015053 ACP DIRECT	\$1,083.42	23	Comp	0
00051063	08/12/14	019665 ALLEGHENY FENCE CONSTRUCTION CO., INC.	\$3,860.00	23	Comp	0
00051064	08/12/14	018003 ARTMAN EQUIPMENT	\$88.84	23	Comp	0
00051065	08/12/14	000292 ASCD	\$209.00	23	Comp	0
00051066	08/12/14	008813 AUTO PLUS PLUM	\$12.04	23	Comp	0
00051067	08/12/14	018484 BAYADA HOME HEALTH CARE, INC. BAYADA HOME HEALTH CARE, INC.	\$668.25	23	Comp	0
00051068	08/12/14	018786 BEABOUT EQUIPMENT SERVICES	\$153.15	23	Comp	0
00051069	08/12/14	004922 CARDELLO ELECTRIC SUPPLY CO., INC.	\$1,225.45	23	Comp	0
00051070	08/12/14	014483 COMCAST	\$540.73	23	Comp	0
00051071	08/12/14	015617 COMDOC, INC.	\$7,807.00	23	Comp	0
00051072	08/12/14	015059 LITTERINE CARPET & UPHOLSTERY CLEANING CYNTHIA R. LITTERINE	\$300.00	23	Comp	0
00051073	08/12/14	018686 DAGOSTINO ELECTRONIC SERVICES, INC.	\$295.20	23	Comp	0
00051074	08/12/14	013492 DAIKIN APPLIED AMERICAS INC. DAIKIN APPLIED	\$1,309.69	23	Comp	0
00051075	08/12/14	009687 DYNAVON MAYER-JOHNSON DYNAVON SYSTEMS LLC	\$539.00	23	Comp	0
00051076	08/12/14	010837 ERIC RYAN CORPORATION	\$300.00	23	Comp	0



Check	Date	Vendor Number & Name\ Remittance Name	Check Amount	Batch	Source	Stat
		10-0101-000-000-00-00-00-00 Bank Acct For Fund 10				
00051077	08/12/14	010020 ERZEN ASSOCIATES INC.	\$209.65	23	Comp	0
00051078	08/12/14	013879 FASTENAL COMPANY	\$124.26	23	Comp	0
00051079	08/12/14	011482 GOVCONNECTION, INC.	\$1,664.35	23	Comp	0
00051080	08/12/14	009509 SCHLEGEL, HARRY HARRY SCHLEGEL	\$7,604.07	23	Comp	0
00051081	08/12/14	005696 H K MCJUNKIN INC	\$218.00	23	Comp	0
00051082	08/12/14	018882 HADLEY, JEFFREY JEFFREY HADLEY	\$1,226.00	23	Comp	0
00051083	08/12/14	019957 DENZER, JOHN & JULIE JOHN & JULIE DENZER	\$389.72	23	Comp	0
00051084	08/12/14	012889 PUGLIANO, JOSEPH AND ANGELO JOSEPH PUGLIANO & ANGELO PUGLIANO	\$17,527.13	23	Comp	0
00051085	08/12/14	019969 GLOSS, KATHY KATHY GLOSS	\$60.00	23	Comp	0
00051086	08/12/14	019315 GIBSON, KELLY KELLY GIBSON	\$20.83	23	Comp	0
00051087	08/12/14	018697 KELLY SERVICES, INC.	\$4,134.40	23	Comp	0
00051088	08/12/14	018697 KELLY SERVICES, INC.	\$6,065.60	23	Comp	0
00051089	08/12/14	019970 PITTSBURGH EDUCATION CONSULTING, LLC	\$187.50	24	Comp	0
00051090	08/12/14	018872 CARQUEST AUTO PARTS	\$38.79	24	Comp	0
00051091	08/12/14	013341 FBM/WHOLESALE BUILDERS SUPPLY FBM/WHOLESALE BUILDERS SUPPLY	\$786.15	24	Comp	0
00051092	08/12/14	019974 FRIENDSHIP ACADEMY	\$2,100.00	24	Comp	0
00051093	08/12/14	010567 MAZUR, LEE LEE J. MAZUR	\$955.09	24	Comp	0
00051094	08/12/14	010567 MAZUR, LEE LEE MAZUR REVOCABLE TRUST	\$2,420.20	24	Comp	0
00051095	08/12/14	015684 LEONARD & BRENDA DEMELLO LEONARD & BRENDA DEMELLO	\$636.05	24	Comp	0
00051096	08/12/14	012872 DETECT-A-CRIME SECURITY SYSTEMS MARK REYNOLDS	\$1,260.00	24	Comp	0
00051097	08/12/14	009424 PAESSP PAESSP	\$595.00	24	Comp	0
00051098	08/12/14	014175 PA LEADERSHIP CHARTER SCHOOL	\$4,518.44	24	Comp	0
00051099	08/12/14	009393 PEARSON EDUCATION, INC	\$847.96	24	Comp	0
00051100	08/12/14	010932 PENN HILLS RENTAL	\$13.98	24	Comp	0
00051101	08/12/14	009933 PENNSYLVANIA SCHOOL BOARDS ASSOC.	\$999.00	24	Comp	0
00051102	08/12/14	003220 PEOPLES NATURAL GAS	\$89.53	24	Comp	0
00051103	08/12/14	005771 PITTSBURGH STAGE, INC.	\$4,110.00	24	Comp	0
00051104	08/12/14	010264 PLUM BOROUGH SCHOOL DISTRICT	\$50.80	24	Comp	0
00051105	08/12/14	018470 REKJR LLC	\$4,421.07	24	Comp	0
00051106	08/12/14	019138 MILLIRON, RYAN RYAN MILLIRON	\$104.61	24	Comp	0
00051107	08/12/14	015559 S & S FLOORING S&S, INC.	\$2,000.00	24	Comp	0
00051108	08/12/14	005830 SCHOLASTIC INC	\$246.95	24	Comp	0
00051109	08/12/14	003151 PSBA INSURANCE TRUST SCHOOL CLAIMS-ASSURANT	\$3,532.57	24	Comp	0
00051110	08/12/14	003151 PSBA INSURANCE TRUST SCHOOL CLAIMS-ASSURANT	\$3,156.19	24	Comp	0
00051111	08/12/14	003151 PSBA INSURANCE TRUST SCHOOL CLAIMS-ASSURANT	\$616.63	24	Comp	0

Date: 09/19/14  
 Time: 10:11:59

Plum Borough School District  
 Check Register 2014-2015

Page: 3  
 BAR016c

Check Dates 08/01/14 - 08/31/14

Check # 00001205 - 99993836

Check	Date	Vendor Number & Name\ Remittance Name	Check Amount	Batch	Source	Stat
		10-0101-000-000-00-00-00-00-00 Bank Acct For Fund 10				
00051112	08/12/14	019584RHOADES, SEAN SEAN RHOADES	\$96.04	24	Comp	0
00051113	08/12/14	008288SHERWIN-WILLIAMS	\$294.70	24	Comp	0
00051114	08/12/14	012855SPECTRUM CHARTER SCHOOL, INC.	\$5,844.80	24	Comp	0
00051115	08/12/14	003965STANFORD HOME CENTER	\$514.62	24	Comp	0
00051116	08/12/14	019224STATE CHEMICAL SOLUTIONS STATE INDUSTRIAL PRODUCTS	\$374.00	24	Comp	0
00051117	08/12/14	011329STERLING PAPER	\$39,409.20	24	Comp	0
00051118	08/12/14	004661TEAMSTERS LOCAL 205	\$4,340.00	24	Comp	0
00051119	08/12/14	019972CAPOR, THOMAS M. THOMAS M. CAPOR	\$19.60	24	Comp	0
00051120	08/12/14	011602UNITED REFRIGERATION INC.	\$1,199.22	24	Comp	0
00051121	08/12/14	007181VARGA ROOFING, INC.	\$335.00	24	Comp	0
00051122	08/12/14	000430VERIZON	\$31.02	24	Comp	0
00051123	08/12/14	019973W. B. MASON CO., INC.	\$358.62	24	Comp	0
00051124	08/12/14	012807THE WATSON INSTITUTE	\$2,960.00	24	Comp	0
00051125	08/14/14	018879SIGNS OF EXCELLENCE, INC.	\$70.00	25	Comp	0
00051126	08/14/14	009259SCHRECONGOST, TODD TODD SCHRECONGOST	\$100.01	25	Comp	0
00051127	08/25/14	019979A.G. MAURO COMPANY	\$45.00	1000	Comp	0
00051128	08/25/14	014301ACME ELECTRIC COMPANY	\$1,141.67	1000	Comp	0
00051129	08/25/14	013906ALLEGHENY INTERMEDIATE UNIT	\$36,344.50	1000	Comp	V
00051130	08/25/14	011047ANDERSON'S	\$86.90	1000	Comp	0
00051131	08/25/14	018484BAYADA HOME HEALTH CARE, INC. BAYADA HOME HEALTH CARE, INC.	\$676.50	1000	Comp	0
00051132	08/25/14	015293GRASINGER, BERNARD J. BERNARD J. GRASINGER	\$100.00	1000	Comp	0
00051133	08/25/14	009842BUS PARTS WAREHOUSE	\$151.81	1000	Comp	0
00051134	08/25/14	014270CCL TECHNOLOGIES	\$24,610.25	1000	Comp	0
00051135	08/25/14	100008CENTRAL POLY CORP.	\$812.00	1000	Comp	0
00051136	08/25/14	014176COMMONWEALTH CONNECTIONS ACADEMY	\$6,860.39	1000	Comp	0
00051137	08/25/14	010022D & D OFFICE PLUS	\$56.40	1000	Comp	0
00051138	08/25/14	019975MCKINLEY, DAVID & AMY DAVID & AMY MCKINLEY	\$279.42	1000	Comp	0
00051139	08/25/14	015673ENVIRONMENTAL CHARTER SCHOOL	\$2,263.27	1000	Comp	0
00051140	08/25/14	019956EXPANDING EXPRESSION	\$251.90	1000	Comp	0
00051141	08/25/14	011482GOVCONNECTION, INC.	\$35.00	1000	Comp	0
00051142	08/25/14	002055HIGHSMITH CO INC	\$142.69	1000	Comp	0
00051143	08/25/14	002250J E FOSS COMPANY, INC.	\$337.89	1000	Comp	0
00051144	08/25/14	006151L. M. COLKER COMPANY, INC. L. M. COLKER COMPANY, INC.	\$96.00	1000	Comp	0
00051145	08/25/14	009797LAKESHORE LEARNING MATERIALS	\$240.83	1000	Comp	0
00051146	08/25/14	002557LINGUISYSTEMS INC	\$115.85	1000	Comp	0
00051147	08/25/14	019116MAKERBOT INDUSTRIES, LLC	\$105.60	1000	Comp	0
00051148	08/25/14	014356PA CYBER CHARTER SCHOOL	\$57,504.00	1000	Comp	0
00051149	08/25/14	019978PITTSBURGH BOARD OF EDUCATION	\$682.50	1000	Comp	0
00051150	08/25/14	007412PLANK ROAD PUBLISHING INC	\$127.20	1000	Comp	0
00051151	08/25/14	014347LLOYD RICHLESS MD	\$195.00	1000	Comp	0
00051152	08/25/14	008334SUPER DUPER, INC	\$72.45	1000	Comp	0
00051153	08/25/14	005296CYPHER COMPANY THE CYPHER COMPANY	\$90.03	1000	Comp	0
00051154	08/25/14	019963UGI ENERGY SERVICES, LLC	\$1,034.96	1000	Comp	0

Date: 09/19/14  
Time: 10:11:59

Plum Borough School District  
Check Register 2014-2015

Page: 4  
BAR016c

Check Dates 08/01/14 - 08/31/14

Check # 00001205 - 99993836

Check	Date	Vendor Number & Name\ Remittance Name	Check Amount	Batch	Source	Stat
10-0101-000-000-00-00-00-00 Bank Acct For Fund 10						
00051155	08/25/14	019973W. B. MASON CO., INC.	\$173.08	1000	Comp	0
00051156	08/25/14	019229WILSON LANGUAGE TRAINING	\$13,900.84	1000	Comp	0
00051157	08/27/14	009957SCIULLO, FRANCIS FRANCIS SCIULLO	\$3,558.50	1001	Comp	0
00051158	08/27/14	018882HADLEY, JEFFREY JEFFREY HADLEY	\$5,036.00	1001	Comp	0
00051159	08/28/14	019584RHOADES, SEAN SEAN RHOADES	\$96.04	1002	Comp	0
00051160	08/29/14	011166LUCAS, SHERRY R.	\$1,302.12	10007	Comp	0
00051161	08/29/14	009579DEVINE, MARY ROSE MARY ROSE DEVINE	\$1,044.06	10007	Comp	0
00051162	08/29/14	019848LIBERTY MUTUAL INSURANCE	\$167,220.00	1007	Comp	0
08012014	08/01/14	019643TSA CONSULTING GROUP, INC.	\$6,000.00	1	Wire	0
>>>>> MISSING CHECKS FROM 08012015 TO 08182013						
08182014	08/18/14	007546IU 3 HEALTH INS CONSORT	\$485,623.67	8182014	Wire	0
>>>>> MISSING CHECKS FROM 08182015 TO 09032013						
81420141	08/14/14	007998DELTA DENTAL OF PENNSYLVANIA	\$6,624.76	81420141	Wire	0
81420142	08/14/14	007998DELTA DENTAL OF PENNSYLVANIA	\$5,423.32	81420142	Wire	0
81420143	08/14/14	007998DELTA DENTAL OF PENNSYLVANIA	\$7,540.72	81420143	Wire	0
81420144	08/14/14	007998DELTA DENTAL OF PENNSYLVANIA	\$8,124.90	81420144	Wire	0
81420145	08/14/14	007998DELTA DENTAL OF PENNSYLVANIA	\$5,700.57	81420145	Wire	0
81420146	08/14/14	007998DELTA DENTAL OF PENNSYLVANIA	\$7,120.13	81420146	Wire	0
>>>>> MISSING CHECKS FROM 81420147 TO 90220140						
99993362	08/29/14	009964COMMONWEALTH OF PENNSYLVANIA	\$65.03	100	Wire	0
99993363	08/29/14	009970Electronic Federal Tax Payment Sys.	\$131.32	100	Wire	0
99993364	08/29/14	009970Electronic Federal Tax Payment Sys.	\$131.32	100	Wire	0
99993366	08/30/14	003425PUBLIC SCH EMPLOY RET FND	\$158.86	200	Wire	0
99993368	08/29/14	009970Electronic Federal Tax Payment Sys.	\$30.71	100	Wire	0
99993369	08/29/14	009970Electronic Federal Tax Payment Sys.	\$30.71	100	Wire	0
99993370	08/29/14	009970Electronic Federal Tax Payment Sys.	\$203.28	100	Wire	0
99993371	08/29/14	003355PLUM BOROUGH SCHOOL DISTR	\$1,506.22	100	Wire	0
99993372	08/29/14	009964COMMONWEALTH OF PENNSYLVANIA	\$-82.47	100	Wire	0
99993373	08/29/14	009970Electronic Federal Tax Payment Sys.	\$-166.56	100	Wire	0
99993374	08/29/14	009970Electronic Federal Tax Payment Sys.	\$-166.56	100	Wire	0
99993375	08/29/14	009970Electronic Federal Tax Payment Sys.	\$-38.95	100	Wire	0
99993376	08/29/14	009970Electronic Federal Tax Payment Sys.	\$-38.95	100	Wire	0
99993377	08/29/14	009970Electronic Federal Tax Payment Sys.	\$-625.51	100	Wire	0
99993378	08/29/14	003355PLUM BOROUGH SCHOOL DISTR	\$-1,743.90	100	Wire	0
99993379	08/29/14	009964COMMONWEALTH OF PENNSYLVANIA	\$53.87	100	Wire	0
99993380	08/29/14	009970Electronic Federal Tax Payment Sys.	\$108.79	100	Wire	0
99993381	08/29/14	009970Electronic Federal Tax Payment Sys.	\$108.79	100	Wire	0
99993382	08/29/14	009970Electronic Federal Tax Payment Sys.	\$25.44	100	Wire	0
99993383	08/29/14	009970Electronic Federal Tax Payment Sys.	\$25.44	100	Wire	0
99993384	08/29/14	009970Electronic Federal Tax Payment Sys.	\$392.57	100	Wire	0
99993385	08/29/14	003355PLUM BOROUGH SCHOOL DISTR	\$1,154.28	100	Wire	0
99993386	08/29/14	003355PLUM BOROUGH SCHOOL DISTR	\$23,233.79	100	Wire	0
99993387	08/29/14	009964COMMONWEALTH OF PENNSYLVANIA	\$30,587.11	100	Wire	0
99993388	08/29/14	009970Electronic Federal Tax Payment Sys.	\$61,681.17	100	Wire	0
99993389	08/29/14	009970Electronic Federal Tax Payment Sys.	\$61,681.17	100	Wire	0
99993391	08/30/14	003425PUBLIC SCH EMPLOY RET FND	\$69,204.93	200	Wire	0
99993393	08/29/14	009970Electronic Federal Tax Payment Sys.	\$14,425.65	100	Wire	0
99993394	08/29/14	009970Electronic Federal Tax Payment Sys.	\$14,425.65	100	Wire	0

Check	Date	Vendor Number & Name\ Remittance Name	Check Amount	Batch	Source	Stat
		10-0101-000-000-00-00-00-00 Bank Acct For Fund 10				
99993395	08/29/14	009970 Electronic Federal Tax Payment Sys.	\$127,692.12	100	Wire	0
99993396	08/29/14	003355 PLUM BOROUGH SCHOOL DISTR	\$611,783.13	100	Wire	0
99993398	08/30/14	003425 PUBLIC SCH EMPLOY RET FND	\$2,252.26	200	Wire	0
99993399	08/29/14	019643 TSA CONSULTING GROUP, INC.	\$100.00	100	Wire	0
99993400	08/29/14	019643 TSA CONSULTING GROUP, INC.	\$11,533.13	100	Wire	0
99993402	08/30/14	003425 PUBLIC SCH EMPLOY RET FND	\$1,339.14	200	Wire	0
99993403	08/29/14	009922 PA SCDU	\$965.50	100	Wire	0
99993404	08/30/14	005977 PSERS	\$575.10	200	Wire	0
99993406	08/30/14	003425 PUBLIC SCH EMPLOY RET FND	\$2,195.67	200	Wire	0
99993407	08/30/14	018062 TRI-STAR SYSTEM	\$1,625.99	200	Wire	0
99993408	08/30/14	018062 TRI-STAR SYSTEM	\$990.33	200	Wire	0
99993409	08/29/14	003355 PLUM BOROUGH SCHOOL DISTR	\$10,022.50	100	Wire	0
99993410	08/29/14	019643 TSA CONSULTING GROUP, INC.	\$2,695.00	100	Wire	0
99993411	08/29/14	003355 PLUM BOROUGH SCHOOL DISTR	\$607.59	100	Wire	0
99993412	08/29/14	019643 TSA CONSULTING GROUP, INC.	\$1,190.00	100	Wire	0
99993413	08/29/14	019643 TSA CONSULTING GROUP, INC.	\$100.00	100	Wire	0
99993415	08/30/14	003425 PUBLIC SCH EMPLOY RET FND	\$233.59	200	Wire	0
99993416	08/29/14	019643 TSA CONSULTING GROUP, INC.	\$115.00	100	Wire	0
99993417	08/29/14	003355 PLUM BOROUGH SCHOOL DISTR	\$75.00	100	Wire	0
99993419	08/30/14	003425 PUBLIC SCH EMPLOY RET FND	\$295.99	200	Wire	0
99993420	08/29/14	019643 TSA CONSULTING GROUP, INC.	\$1,150.00	100	Wire	0
99993421	08/29/14	019643 TSA CONSULTING GROUP, INC.	\$567.33	100	Wire	0
99993422	08/29/14	019643 TSA CONSULTING GROUP, INC.	\$150.00	100	Wire	0
99993423	08/15/14	003355 PLUM BOROUGH SCHOOL DISTR	\$1,578.51	100	Wire	0
99993424	08/15/14	009964 COMMONWEALTH OF PENNSYLVANIA	\$67.14	100	Wire	0
99993425	08/15/14	009970 Electronic Federal Tax Payment Sys.	\$135.59	100	Wire	0
99993426	08/15/14	009970 Electronic Federal Tax Payment Sys.	\$135.59	100	Wire	0
99993428	08/15/14	009970 Electronic Federal Tax Payment Sys.	\$31.71	100	Wire	0
99993429	08/15/14	009970 Electronic Federal Tax Payment Sys.	\$31.71	100	Wire	0
99993430	08/15/14	009970 Electronic Federal Tax Payment Sys.	\$350.65	100	Wire	0
99993431	08/15/14	003355 PLUM BOROUGH SCHOOL DISTR	\$23,294.33	100	Wire	0
99993432	08/15/14	009964 COMMONWEALTH OF PENNSYLVANIA	\$31,109.70	100	Wire	0
99993433	08/15/14	009970 Electronic Federal Tax Payment Sys.	\$62,736.66	100	Wire	0
99993434	08/15/14	009970 Electronic Federal Tax Payment Sys.	\$62,736.66	100	Wire	0
99993436	08/30/14	003425 PUBLIC SCH EMPLOY RET FND	\$70,230.66	200	Wire	0
99993438	08/15/14	009970 Electronic Federal Tax Payment Sys.	\$14,672.38	100	Wire	0
99993439	08/15/14	009970 Electronic Federal Tax Payment Sys.	\$14,672.38	100	Wire	0
99993440	08/15/14	009970 Electronic Federal Tax Payment Sys.	\$129,789.33	100	Wire	0
99993441	08/15/14	003355 PLUM BOROUGH SCHOOL DISTR	\$626,042.58	100	Wire	0
99993443	08/30/14	003425 PUBLIC SCH EMPLOY RET FND	\$2,094.06	200	Wire	0
99993444	08/15/14	019643 TSA CONSULTING GROUP, INC.	\$100.00	100	Wire	0
99993445	08/15/14	019643 TSA CONSULTING GROUP, INC.	\$11,383.13	100	Wire	0
99993447	08/30/14	003425 PUBLIC SCH EMPLOY RET FND	\$1,375.65	200	Wire	0
99993448	08/15/14	009922 PA SCDU	\$965.50	100	Wire	0
99993450	08/30/14	003425 PUBLIC SCH EMPLOY RET FND	\$2,215.28	200	Wire	0
99993451	08/30/14	005977 PSERS	\$638.79	200	Wire	0
99993452	08/30/14	018062 TRI-STAR SYSTEM	\$1,625.99	200	Wire	0
99993453	08/30/14	018062 TRI-STAR SYSTEM	\$990.33	200	Wire	0
99993454	08/15/14	003355 PLUM BOROUGH SCHOOL DISTR	\$10,847.50	100	Wire	0
99993455	08/15/14	019643 TSA CONSULTING GROUP, INC.	\$2,695.00	100	Wire	0
99993456	08/15/14	003355 PLUM BOROUGH SCHOOL DISTR	\$607.59	100	Wire	0

Date: 09/19/14

Plum Borough School District

Page: 6

Time: 10:11:59

Check Register 2014-2015

BAR016c

Check Dates 08/01/14 - 08/31/14

Check # 00001205 - 99993836

Check	Date	Vendor Number & Name\ Remittance Name	Check Amount	Batch	Source	Stat
10-0101-000-000-00-00-00-00-00 Bank Acct For Fund 10						
99993457	08/15/14	019643 TSA CONSULTING GROUP, INC.	\$1,190.00	100	Wire	0
99993458	08/15/14	019643 TSA CONSULTING GROUP, INC.	\$100.00	100	Wire	0
99993460	08/30/14	003425 PUBLIC SCH EMPLOY RET FND	\$233.59	200	Wire	0
99993461	08/15/14	019643 TSA CONSULTING GROUP, INC.	\$115.00	100	Wire	0
99993462	08/15/14	003355 PLUM BOROUGH SCHOOL DISTR	\$75.00	100	Wire	0
99993464	08/30/14	003425 PUBLIC SCH EMPLOY RET FND	\$295.97	200	Wire	0
99993465	08/15/14	019643 TSA CONSULTING GROUP, INC.	\$1,150.00	100	Wire	0
99993466	08/15/14	019643 TSA CONSULTING GROUP, INC.	\$567.33	100	Wire	0
99993467	08/15/14	019643 TSA CONSULTING GROUP, INC.	\$150.00	100	Wire	0

>>>>> MISSING CHECKS FROM 99993468 TO 99993471

Totals For Bank Account 10-0101-000-000-00-00-00-00-00 Bank Acct For Fund 10

Balance Sheet	3,195,039.69	Expenditure	0.00	Revenue	0.00
---------------	--------------	-------------	------	---------	------

	Total	Count		Total	Count
Outstanding	3,158,695.19	222	Computer Check	531,092.76	126
Reconciled	0.00	0	Hand Check	0.00	0
Stop Payment	0.00	0	Wire Transfer	2,663,946.93	97
Voided	36,344.50	1			
<hr/>			<hr/>		
	3,195,039.69	223		3,195,039.69	223

Date: 09/19/14  
Time: 13:53:26  
Ending Date: 08/31/14

Plum Borough School District  
INVESTMENT ACCOUNT - August 2014-2015  
Balance Sheet Accounts - with Activity Only

Page: 1  
BAR020  
Investment Account

	Beginning Balance	Prior Month Balance	Current Debits	Current Credits	Balance Forward
ALL					
10 Fund 10					
0111 Investments	2,027,349.93	454,251.28	2,866,304.00	0.00	3,320,555.28
0112 Certs of Deposit/Fixed	1,445,724.86	1,445,724.86	0.00	0.00	1,445,724.86
10 Fund (B) Total	3,473,074.79	1,899,976.14	2,866,304.00	0.00	4,766,280.14
Report Totals	3,473,074.79	1,899,976.14	2,866,304.00	0.00	4,766,280.14

The attached revenue and expenditure pages include only  
“Athletic” accounts.

These accounts are included in the “General Fund”  
revenue and expenditure pages at the beginning of this  
report, but for tracking purposes only the Athletic  
accounts have been reprinted.

Date: 09/19/14  
 Time: 14:10:36  
 Ending Date: 08/31/14

Plum Borough School District  
 ATHLETIC FUND - REVENUE - August 2014-2015  
 Revenue Including Accounts without Activity

Page: 1  
 BAR020A

ATHLETIC REVENUE RPT 2011/12

	Anticipated Revenue	Adjustments	YTD Revenue Received	Current Revenue Received	Remaining Balance	%Rem
ALL						
6710 Athletic Department						
001 Athletic Revenue	7,500.00	-7,500.00	0.00	0.00	0.00	-999
041 Advertising Income	3,000.00	0.00	1,456.00	1,456.00	1,544.00	51
042 Boys Basketball Income	8,500.00	2,500.00	0.00	0.00	11,000.00	100
043 Girls Basketball Income	4,000.00	500.00	0.00	0.00	4,500.00	100
044 Football Income	31,000.00	2,250.00	0.00	0.00	33,250.00	100
045 Swimming Income	2,000.00	0.00	0.00	0.00	2,000.00	100
046 Wrestling Income	1,000.00	250.00	0.00	0.00	1,250.00	100
047 Boys Soccer Income	3,000.00	0.00	0.00	0.00	3,000.00	100
048 Girls Soccer Income	2,500.00	1,000.00	0.00	0.00	3,500.00	100
049 Misc. Income	1,500.00	0.00	0.00	0.00	1,500.00	100
050 Girls Volleyball Income	1,500.00	500.00	0.00	0.00	2,000.00	100
051 Boys Volleyball Income	1,500.00	500.00	0.00	0.00	2,000.00	100
052 ESSMC - Sponsor Donation	0.00	0.00	0.00	0.00	0.00	-999
053 NRA Grant - Athletics	0.00	0.00	0.00	0.00	0.00	-999
054 Track Donation	0.00	0.00	0.00	0.00	0.00	-999
6710 ** Function (R) Total	67,000.00	0.00	1,456.00	1,456.00	65,544.00	97
Report Totals	67,000.00	0.00	1,456.00	1,456.00	65,544.00	97



Date: 09/19/14

Time: 14:16:37

Ending Date: 08/31/14

**Plum Borough School District**  
**ATHLETIC FUND-EXPENDITURES-August 2014-2015**  
**Expenditure Accounts - with Activity Only**

Page: 1

BAR020A

ATHLETIC EXPEND RPT 2011/12

	Adjusted Budget	YTD Expended	Current Expended	Current Encumbrances	Remaining Balance	%Rem
ALL						
00 District						
574 Athletic Accident Insurance	15,000.00	15,000.00	0.00	0.00	0.00	0
575 Travel/Conf. Expense	3,500.00	0.00	0.00	0.00	3,500.00	100
00 ** Level (E) Total	18,500.00	15,000.00	0.00	0.00	3,500.00	19
20 Oblock Jr. High School						
550 Boys Basketball	1,817.00	7.66	7.66	93.96	1,715.38	94
551 Girls Basketball	1,817.00	7.66	7.66	93.96	1,715.38	94
552 Football	8,179.00	177.68	162.08	1,890.64	6,110.68	75
553 Boys Track	660.00	105.00	0.00	119.70	435.30	66
554 Girls Track	660.00	105.00	0.00	119.70	435.30	66
555 Girls Volleyball	1,152.00	0.00	0.00	266.16	885.84	77
557 Boys Soccer	1,505.00	0.00	0.00	424.97	1,080.03	72
558 Girls Soccer	1,508.00	0.00	0.00	427.37	1,080.63	72
559 Cross Country	1,014.00	1,047.62	922.62	0.00	-33.62	-3
562 Softball	1,099.00	2.96	2.96	103.58	992.46	90
568 Wrestling	1,936.00	617.92	417.92	447.73	870.35	45
571 AEO Athletic Expenses	8,881.00	1,290.00	1,290.00	0.00	7,591.00	85
573 Trainer Expenses	5,000.00	1,980.87	1,980.87	356.48	2,662.65	53
20 ** Level (E) Total	35,228.00	5,342.37	4,791.77	4,344.25	25,541.38	72
30 Plum Sr. High School						
550 Boys Basketball	5,179.00	11.49	0.00	331.73	4,835.78	93
551 Girls Basketball	4,516.00	0.00	0.00	0.00	4,516.00	100
552 Football	39,042.00	7,165.55	5,448.69	108.00	31,768.45	81
553 Boys Track	2,076.00	120.00	0.00	0.00	1,956.00	94
554 Girls Track	2,076.00	120.00	0.00	0.00	1,956.00	94
555 Girls Volleyball	4,573.00	1,251.56	218.40	401.40	2,920.04	64
556 Boys Volleyball	2,985.00	0.00	0.00	0.00	2,985.00	100
557 Boys Soccer	3,045.00	426.75	0.00	574.80	2,043.45	67
558 Girls Soccer	3,234.00	391.65	134.90	893.94	1,948.41	60
559 Cross Country	5,967.00	183.67	44.45	5,227.56	555.77	9
560 Cheerleaders	806.00	0.00	0.00	0.00	806.00	100
561 Baseball	11,142.00	0.00	0.00	0.00	11,142.00	100
562 Softball	8,618.00	442.85	442.85	0.00	8,175.15	95
563 Golf	4,141.00	2,271.40	546.40	44.00	1,825.60	44
564 Rifle	3,250.00	0.00	0.00	1,910.00	1,340.00	41
565 Swimming	4,074.00	0.00	0.00	0.00	4,074.00	100

Date: 09/19/14  
 Time: 14:16:39  
 Ending Date: 08/31/14

Plum Borough School District  
 ATHLETIC FUND-EXPENDITURES-August 2014-2015  
 Expenditure Accounts - with Activity Only

Page: 2  
 BAR020A

ATHLETIC EXPEND RPT 2011/12

	Adjusted Budget	YTD Expended	Current Expended	Current Encumbrances	Remaining Balance	%Rem
ALL						
30 Plum Sr. High School						
566 Boys Tennis	509.00	0.00	0.00	0.00	509.00	100
567 Girls Tennis	509.00	234.00	0.00	8.80	266.20	52
568 Wrestling	2,429.00	925.00	350.00	0.00	1,504.00	62
569 Bowling	2,000.00	0.00	0.00	0.00	2,000.00	100
570 Club Ice Hockey	6,000.00	0.00	0.00	0.00	6,000.00	100
572 Sr. High Athletic Expenses	22,857.00	3,833.98	3,158.98	0.00	19,023.02	83
573 Trainer Expenses	68,700.00	4,414.61	4,126.28	805.41	63,479.98	92
30 ** Level (E) Total	207,728.00	21,792.51	14,470.95	10,305.64	175,629.85	85
Report Totals	261,456.00	42,134.88	19,262.72	14,649.89	204,671.23	78

G.O.B. Bond Issues

Financial Information

Plum Borough School District  
G.O.B. Bond Issues - PSDMAX  
August 2014

"2010" GOB Bond Issue

FUND 30

PIVIK

Revenue:

Date	Source	Description	Amount
8/31/2014	PSDMAX	Dividend	\$ -

Expenditures:

Check	Vendor Name	Service	Amount
1317	Wolflington Body		\$ 288,057.00
1318	Bielau, Tierney,Coon & Co. P.C		\$ 2,800.00

Certificates of Deposit:

Amount	Establ.	# Days	Rate	Maturity Date	Matured
\$0.00					

Fund Balance as of 8/31/14:	Checking Account	\$ 5,800.84
	Certificates of Deposit	\$ -

"Post War Project" Capital Reserve Fund

FUND 31

Revenue:

Date	Source	Description	Amount
8/31/2014	PSD CD	Interest	34.4
8/31/2014	PSDMAX	Dividend	\$ -

Expenditures:

Check	Vendor Name	Service	Amount
No Activity			

Certificates of Deposit:

Amount	Establ.	# Days	Rate	Maturity Date	Matured
\$450,000.00	6/24/2014	23	0.09	9/23/2014	

Fund Balance as of 8/31/14:	Checking Account	\$ 2,056,820.93
	Certificates of Deposit	\$ 450,000.00

"Series A of 2012" GOB Bond Issue

FUND 32

HOLIDAY PARK

Revenue:

Date	Source	Description	Amount
08/19/14	PSD CD		\$ 114.66
08/31/14	PSDMAX	Dividend	\$ -
9/4/2014	Deposit in transit		\$ 1,200,000.00

Expenditures:

Check	Vendor Name	Service	Amount
1239-1246	Detailed Information Available Upon Request		\$ 1,206,922.08

Certificates of Deposit:

Amount	Establ.	# Days	Rate	Maturity Date	Matured
\$1,500,000.00	6/24/2014	23	0.09	9/23/2014	

Fund Balance as of 8/31/14:	Checking Account	\$ 5,242.90
	Certificates of Deposit	\$ 1,500,000.00

"Series B of 2012" GOB Bond Issue

FUND 33

FACILITIES,TECHNOLOGY, CAPITAL IMPROVEMENTS

Revenue:

Date	Source	Description	Amount
No Activity			

Expenditures:

Check	Vendor Name	Service	Amount
No Activity			

Certificates of Deposit:

Amount	Establ.	# Days	Rate	Maturity Date	Matured
\$0.00					

Fund Balance as of 8/31/14:	Checking Account	\$ 13,288.42
	Certificates of Deposit	\$ -

Plum Borough School District  
G.O.B. Bond Issues - PSDMAX  
August 2014

"Series E of 2013" GOB Bond Issue

FUND 34      TECHNOLOGY CAPITAL IMPROVEMENT

Revenue:

Date	Source	Description	Amount
8/31/2014	PSD CD	Interest	\$ 152.88
08/31/14	PSDMAX	Dividend	\$ -
9/4/2014	Deposit in Transit		\$ 550,000.00

Expenditures:

Check	Vendor Name	Service	Amount
1103-1125	Detailed Information Available Upon Request		\$ 749,502.55

Certificates of Deposit:

Amount	Establ.	# Days	Rate	Maturity Date	Matured
\$2,000,000.00	6/24/2014	54	0.09	9/23/2014	


Fund Balance as of 8/31/14:

Checking Account	\$ 30,644.21
Certificates of Deposit	\$ 2,000,000.00

PLUM BOROUGH SCHOOL DISTRICT  
 ATTN: MARY KAY WATSON  
 900 ELICKER RD  
 PLUM BOROUGH, PA

**Asset Summary**

CDs	\$245,000.00
PSDLAF	\$0.26
PSDMAX	\$3,320,555.02
<b>Total</b>	<b>\$3,565,555.28</b>



**Activity Summary**

	Opening Value	Purchases	Sales	Closing Value
CDs	\$245,000.00	\$0.00	\$0.00	\$245,000.00
PSDLAF	\$0.26	\$0.00	\$0.00	\$0.26
PSDMAX	\$115,210.02	\$3,205,345.00	\$0.00	\$3,320,555.02
<b>Total</b>	<b>\$360,210.28</b>	<b>\$3,205,345.00</b>	<b>\$0.00</b>	<b>\$3,565,555.28</b>
<b>Change In Value</b>				<b>\$3,205,345.00</b>

**Cash Income Summary**

	Total
PSDMAX	\$0.00
PSDLAF	\$0.00
Fixed Term	\$0.00
CIO	\$0.00
Check Reversal	\$0.00
Check Redemption	\$0.00
CDs	\$0.00

**Certificates Of Deposit**

CD PLUM BOROUGH - ONE WEST (ORIGINAL FA	Purchased:	10/16/2013	Quantity:	\$245,000.00
Matures: 10/16/2014	Interest Rate:	0.50%	Projected Income:	\$1,225.00
	Days Remaining:	46.00		

Average Days Remaining	46	Average Rate	0.50%	Quantity	\$245,000.00
------------------------	----	--------------	-------	----------	--------------

**PSDLAF Transactions**

Opening Shares \$0.26

<u>Date</u>	<u>Description</u>	<u>Reference#</u>	<u>Amount</u>	<u>Balance</u>
08/01/2014	No account activity to report.			\$0.26

Closing Value	\$0.26
---------------	--------

Average Balance	\$0.26
-----------------	--------

**PSDMAX Transactions**

Opening Shares \$115,210.02

<u>Date</u>	<u>Description</u>	<u>Reference#</u>	<u>Amount</u>	<u>Balance</u>
08/01/2014	Purchase 7/31/14 Unipay	787695546	\$339,041.00	\$454,251.02
08/07/2014	Purchase Social Security	787688861	\$103,659.00	\$557,910.02
08/12/2014	Purchase 8/11 Comm of PA	787703209	\$13,995.00	\$571,905.02
08/28/2014	Purchase Property Tax Relief	787707051	\$826,692.00	\$1,398,597.02
08/28/2014	Purchase Unipay	787707225	\$1,921,958.00	\$3,320,555.02


Closing Value	\$3,320,555.02
---------------	----------------

Average Balance	\$798,142.31
-----------------	--------------

PLUM BOROUGH SCHOOL DISTRICT  
 ATTN: MARY KAY WATSON  
 900 ELICKER RD  
 PLUM BOROUGH, PA

**Asset Summary**

PSDMAX	\$8,600.84
<b>Total</b>	<b>\$8,600.84</b>



**Activity Summary**

	Opening Value	Purchases	Sales	Closing Value
PSDLAF	\$0.00	\$288,057.00	\$288,057.00	\$0.00
PSDMAX	\$296,657.84	\$0.00	\$288,057.00	\$8,600.84
<b>Total</b>	<b>\$296,657.84</b>	<b>\$288,057.00</b>	<b>\$576,114.00</b>	<b>\$8,600.84</b>
<b>Change In Value</b>				<b>(\$288,057.00)</b>

**Cash Income Summary**

	Total
PSDMAX	\$0.00
PSDLAF	\$0.00
Fixed Term	\$0.00
CIO	\$0.00
Check Reversal	\$0.00
Check Redemption	\$288,057.00
CDs	\$0.00



August 1, 2014 to August 31, 2014

Master Account: ██████████

Account#: ██████████

**PSDLAF Transactions**

Opening Shares \$0.00

<u>Date</u>	<u>Description</u>	<u>Reference#</u>	<u>Amount</u>	<u>Balance</u>
08/21/2014	Exchange from Fund PSDMAX	787711926	\$288,057.00	\$288,057.00
08/21/2014	Redemption Check Redemption	787711724	(\$288,057.00)	\$0.00

Closing Value	\$0.00
---------------	--------

Average Balance	\$0.00
-----------------	--------

**PSDMAX Transactions**

Opening Shares \$296,657.84

<u>Date</u>	<u>Description</u>	<u>Reference#</u>	<u>Amount</u>	<u>Balance</u>
08/21/2014	Exchange to Fund PSDLAF	787711925	(\$288,057.00)	\$8,600.84

Closing Value	\$8,600.84
---------------	------------

Average Balance	\$203,736.23
-----------------	--------------

Check Detail

---

<u>Date</u>	<u>Check Number</u>	<u>Amount</u>	<u>Reference</u>
08/21/2014	02984001317*	\$288,057.00	787711724
Check Total:		\$288,057.00	



August 1, 2014 to August 31, 2014

Master Account: [REDACTED]

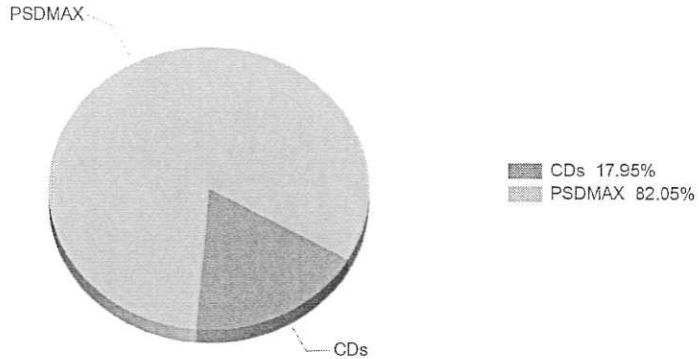
Account#: [REDACTED]

POST-WAR PROJECT CAPITAL RESERVE

PLUM BOROUGH SCHOOL DISTRICT  
ATTN: MARY KAY WATSON  
900 ELICKER RD  
PLUM BOROUGH, PA

**Asset Summary**

CDs	\$450,000.00
PSDMAX	\$2,056,820.93
<b>Total</b>	<b>\$2,506,820.93</b>



**Activity Summary**

	Opening Value	Purchases	Sales	Closing Value
CDs	\$450,000.00	\$0.00	\$0.00	\$450,000.00
PSDMAX	\$2,056,786.53	\$34.40	\$0.00	\$2,056,820.93
<b>Total</b>	<b>\$2,506,786.53</b>	<b>\$34.40</b>	<b>\$0.00</b>	<b>\$2,506,820.93</b>
<b>Change In Value</b>				<b>\$34.40</b>

**Cash Income Summary**

	Total
PSDMAX	\$0.00
PSDLAF	\$0.00
Fixed Term	\$0.00
CIO	\$0.00
Check Reversal	\$0.00
Check Redemption	\$0.00
CDs	\$34.40



August 1, 2014 to August 31, 2014

Master Account: [REDACTED]

Account#: [REDACTED]

**Certificates Of Deposit**

CD PSDLAF COLLATERALIZED CD POOL TERM	Purchased:	06/24/2014	Quantity:	\$450,000.00
Matures: 09/23/2014	Interest Rate:	0.09%	Projected Income:	\$100.97
	Days Remaining:	23.00		

Average Days Remaining	23	Average Rate	0.09%	Quantity	\$450,000.00
------------------------	----	--------------	-------	----------	--------------

**PSDMAX Transactions**

Opening Shares \$2,056,786.53

Date	Description	Reference#	Amount	Balance
08/19/2014	Purchase	787708528	\$34.40	\$2,056,820.93
	CD Interest- Full Flex			


Closing Value	\$2,056,820.93
---------------	----------------

Average Balance	\$2,056,799.85
-----------------	----------------

PLUM BOROUGH SCHOOL DISTRICT  
 ATTN: MARY KAY WATSON  
 900 ELICKER RD  
 PLUM BOROUGH, PA

**Asset Summary**

CDs	\$1,500,000.00
PSDLAF	\$14,664.98
<b>Total</b>	<b>\$1,514,664.98</b>



**Activity Summary**

	Opening Value	Purchases	Sales	Closing Value
CDs	\$1,500,000.00	\$0.00	\$0.00	\$1,500,000.00
PSDLAF	\$0.00	\$1,146,558.23	\$1,146,558.23	\$0.00
PSDMAX	\$1,161,108.55	\$114.66	\$1,146,558.23	\$14,664.98
<b>Total</b>	<b>\$2,661,108.55</b>	<b>\$1,146,672.89</b>	<b>\$2,293,116.46</b>	<b>\$1,514,664.98</b>
<b>Change In Value</b>				<b>(\$1,146,443.57)</b>

**Cash Income Summary**

	Total
PSDMAX	\$0.00
PSDLAF	\$0.00
Fixed Term	\$0.00
CIO	\$0.00
Check Reversal	\$0.00
Check Redemption	\$1,146,558.23
CDs	\$114.66



August 1, 2014 to August 31, 2014

Master Account: [REDACTED]

Account#: [REDACTED]

**Certificates Of Deposit**

CD PSDLAF COLLATERALIZED CD POOL TERM	Purchased:	06/24/2014	Quantity:	\$1,500,000.00
Matures: 09/23/2014	Interest Rate:	0.09%	Projected Income:	\$336.58
	Days Remaining:	23.00		

Average Days Remaining	23	Average Rate	0.09%	Quantity	\$1,500,000.00
------------------------	----	--------------	-------	----------	----------------

**PSDLAF Transactions**

Opening Shares \$0.00

Date	Description	Reference#	Amount	Balance
08/04/2014	Exchange from Fund PSDMAX	787697149	\$135,781.48	\$135,781.48
08/04/2014	Redemption Check Redemption	787696940	(\$135,781.48)	\$0.00
08/05/2014	Exchange from Fund PSDMAX	787698246	\$935,469.81	\$935,469.81
08/05/2014	Redemption Check Redemption	787698048	(\$935,469.81)	\$0.00
08/06/2014	Exchange from Fund PSDMAX	787699362	\$17,238.48	\$17,238.48
08/06/2014	Redemption Check Redemption	787699078	(\$17,238.48)	\$0.00
08/07/2014	Exchange from Fund PSDMAX	787700259	\$58,068.46	\$58,068.46
08/07/2014	Redemption Check Redemption	787700080	(\$58,068.46)	\$0.00

Closing Value	\$0.00
---------------	--------

Average Balance	\$0.00
-----------------	--------

**PSDMAX Transactions**

Opening Shares \$1,161,108.55

Date	Description	Reference#	Amount	Balance
08/04/2014	Exchange to Fund PSDLAF	787697148	(\$135,781.48)	\$1,025,327.07
08/05/2014	Exchange to Fund PSDLAF	787698245	(\$935,469.81)	\$89,857.26
08/06/2014	Exchange to Fund PSDLAF	787699361	(\$17,238.48)	\$72,618.78
08/07/2014	Exchange to Fund PSDLAF	787700258	(\$58,068.46)	\$14,550.32
08/19/2014	Purchase CD Interest- Full Flex	787708526	\$114.66	\$14,664.98

Closing Value	\$14,664.98
---------------	-------------

Average Balance	\$199,445.84
-----------------	--------------

August 1, 2014 to August 31, 2014

Master Account: Account#: **Check Detail**


<u>Date</u>	<u>Check Number</u>	<u>Amount</u>	<u>Reference</u>
08/06/2014	06775001227*	\$166.48	787699078
08/04/2014	06775001228	\$7,167.60	787696940
08/04/2014	06775001229	\$303.77	787696940
08/05/2014	06775001230	\$920,866.81	787698048
08/04/2014	06775001231	\$53,851.50	787696940
08/07/2014	06775001232	\$2,601.64	787700080
08/07/2014	06775001233	\$55,466.82	787700080
08/04/2014	06775001234	\$37,219.00	787696940
08/06/2014	06775001235	\$2,772.00	787699078
08/04/2014	06775001236	\$37,239.61	787696940
08/05/2014	06775001237	\$14,603.00	787698048
08/06/2014	06775001238	\$14,300.00	787699078
<b>Check Total:</b>		<b>\$1,146,558.23</b>	

PLUM BOROUGH SCHOOL DISTRICT  
 ATTN: MARY KAY WATSON  
 900 ELICKER RD  
 PLUM BOROUGH, PA

**Asset Summary**

PSDMAX	\$13,288.42
<b>Total</b>	<b>\$13,288.42</b>

PSDMAX



PSDMAX 100.00%

**Activity Summary**

	Opening Value	Purchases	Sales	Closing Value
PSDMAX	\$13,288.42	\$0.00	\$0.00	\$13,288.42
<b>Total</b>	<b>\$13,288.42</b>	<b>\$0.00</b>	<b>\$0.00</b>	<b>\$13,288.42</b>
<b>Change In Value</b>				<b>0.00</b>

**Cash Income Summary**

	Total
PSDMAX	\$0.00
PSDLAF	\$0.00
Fixed Term	\$0.00
CIO	\$0.00
Check Reversal	\$0.00
Check Redemption	\$0.00
CDs	\$0.00





August 1, 2014 to August 31, 2014

Master Account: [REDACTED]

Account#: [REDACTED]

**PSDMAX Transactions**

Opening Shares \$13,288.42

<u>Date</u>	<u>Description</u>	<u>Reference#</u>	<u>Amount</u>	<u>Balance</u>
08/01/2014	No account activity to report.			\$13,288.42

Closing Value	\$13,288.42
---------------	-------------

Average Balance	\$13,288.42
-----------------	-------------



August 1, 2014 to August 31, 2014

Master Account: [REDACTED]


Account#: [REDACTED]

2013 BOND ISSUE SERIES E

PLUM BOROUGH SCHOOL DISTRICT  
ATTN: MARY KAY WATSON  
900 ELICKER RD  
PLUM BOROUGH, PA

**Asset Summary**

CDs	\$2,000,000.00
PSDMAX	\$3,236.76
<b>Total</b>	<b>\$2,003,236.76</b>



**Activity Summary**

	Opening Value	Purchases	Sales	Closing Value
CDs	\$2,000,000.00	\$0.00	\$0.00	\$2,000,000.00
PSDLAF	\$0.00	\$582,264.69	\$582,264.69	\$0.00
PSDMAX	\$534,348.57	\$51,152.88	\$582,264.69	\$3,236.76
<b>Total</b>	<b>\$2,534,348.57</b>	<b>\$633,417.57</b>	<b>\$1,164,529.38</b>	<b>\$2,003,236.76</b>
<b>Change In Value</b>				<b>(\$531,111.81)</b>

**Cash Income Summary**

	Total
PSDMAX	\$0.00
PSDLAF	\$0.00
Fixed Term	\$0.00
CIO	\$0.00
Check Reversal	\$0.00
Check Redemption	\$582,264.69
CDs	\$152.88

**Certificates Of Deposit**

CD PSDLAF COLLATERALIZED CD POOL TERM	Purchased:	06/24/2014	Quantity:	\$2,000,000.00
Matures: 09/23/2014	Interest Rate:	0.09%	Projected Income:	\$448.77
	Days Remaining:	23.00		

<b>Average Days Remaining</b>	<b>23</b>	<b>Average Rate</b>	<b>0.09%</b>	<b>Quantity</b>	<b>\$2,000,000.00</b>
-------------------------------	-----------	---------------------	--------------	-----------------	-----------------------

**PSDLAF Transactions**

Opening Shares \$0.00

Date	Description	Reference#	Amount	Balance
08/04/2014	Exchange from Fund PSDMAX	787697047	\$347,568.61	\$347,568.61
08/04/2014	Redemption Check Redemption	787696880	(\$347,568.61)	\$0.00
08/05/2014	Exchange from Fund PSDMAX	787698144	\$115,932.82	\$115,932.82
08/05/2014	Redemption Check Redemption	787697990	(\$115,932.82)	\$0.00
08/06/2014	Exchange from Fund PSDMAX	787699250	\$26,969.76	\$26,969.76
08/06/2014	Redemption Check Redemption	787699017	(\$26,969.76)	\$0.00
08/12/2014	Exchange from Fund PSDMAX	787703022	\$12,910.50	\$12,910.50
08/12/2014	Redemption Check Redemption	787702881	(\$12,910.50)	\$0.00
08/13/2014	Exchange from Fund PSDMAX	787704144	\$27,976.00	\$27,976.00
08/13/2014	Redemption Check Redemption	787704022	(\$27,976.00)	\$0.00
08/14/2014	Exchange from Fund PSDMAX	787705361	\$25,000.00	\$25,000.00
08/14/2014	Redemption Check Redemption	787705172	(\$25,000.00)	\$0.00
08/21/2014	Exchange from Fund PSDMAX	787711902	\$25,907.00	\$25,907.00
08/21/2014	Redemption Check Redemption	787711711	(\$25,907.00)	\$0.00

Closing Value	\$0.00
---------------	--------

Average Balance	\$0.00
-----------------	--------

**PSDMAX Transactions**

Opening Shares \$534,348.57

Date	Description	Reference#	Amount	Balance
08/04/2014	Exchange to Fund PSDLAF	787697046	(\$347,568.61)	\$186,779.96
08/05/2014	Exchange to Fund PSDLAF	787698143	(\$115,932.82)	\$70,847.14
08/05/2014	Purchase PER ARDIS P - DEPOSIT	787697322	\$26,000.00	\$96,847.14



August 1, 2014 to August 31, 2014

Master Account: [REDACTED]

Account#: [REDACTED]

<u>Date</u>	<u>Description</u>	<u>Reference#</u>	<u>Amount</u>	<u>Balance</u>
08/06/2014	Exchange to Fund PSDLAF	787699249	(\$26,969.76)	\$69,877.38
08/11/2014	Purchase Per Ardis P - Incoming Funds from S&T	787702106	\$25,000.00	\$94,877.38
08/12/2014	Exchange to Fund PSDLAF	787703021	(\$12,910.50)	\$81,966.88
08/13/2014	Exchange to Fund PSDLAF	787704143	(\$27,976.00)	\$53,990.88
08/14/2014	Exchange to Fund PSDLAF	787705360	(\$25,000.00)	\$28,990.88
08/19/2014	Purchase CD Interest- Full Flex	787708527	\$152.88	\$29,143.76
08/21/2014	Exchange to Fund PSDLAF	787711901	(\$25,907.00)	\$3,236.76
Closing Value				\$3,236.76
Average Balance				\$104,414.61



August 1, 2014 to August 31, 2014

Master Account: [REDACTED]

Account#: [REDACTED]

Check Detail

<u>Date</u>	<u>Check Number</u>	<u>Amount</u>	<u>Reference</u>
08/05/2014	00419000100*	\$924.36	787697990
08/13/2014	04190001074*	\$27,976.00	787704022
08/04/2014	04190001075	\$169.00	787696880
08/12/2014	04190001076	\$12,910.50	787702881
08/04/2014	04190001077	\$8,607.00	787696880
08/04/2014	04190001078	\$225.00	787696880
08/04/2014	04190001079	\$28.23	787696880
08/04/2014	04190001080	\$1,050.00	787696880
08/04/2014	04190001081	\$129,552.07	787696880
08/04/2014	04190001082	\$96,188.18	787696880
08/04/2014	04190001083	\$3,790.00	787696880
08/05/2014	04190001084	\$1,399.54	787697990
08/05/2014	04190001085	\$3,545.10	787697990
08/05/2014	04190001086	\$5,561.60	787697990
08/04/2014	04190001087	\$7,550.00	787696880
08/04/2014	04190001088	\$22,850.00	787696880
08/05/2014	04190001089	\$213.49	787697990
08/06/2014	04190001090	\$26,969.76	787699017
08/04/2014	04190001091	\$889.85	787696880
08/04/2014	04190001092	\$16,764.42	787696880
08/04/2014	04190001093	\$2,694.41	787696880
08/04/2014	04190001094	\$23,155.47	787696880
08/04/2014	04190001095	\$4,004.35	787696880
08/04/2014	04190001096	\$2,706.12	787696880
08/04/2014	04190001097	\$24,244.90	787696880
08/04/2014	04190001098	\$3,099.61	787696880
08/05/2014	04190001099	\$2,229.68	787697990
08/05/2014	04190001101*	\$284.05	787697990
08/05/2014	04190001102	\$101,775.00	787697990
08/21/2014	04190001105*	\$25,907.00	787711711
08/14/2014	04190001106	\$25,000.00	787705172
<b>Check Total:</b>		<b>\$582,264.69</b>	

**Plum Borough School District**  
**New Holiday Park Elementary Construction Account**  
**S&T Bank - Cash Management Account**  
**August 2014**

**Revenue:**

Date	Source	Description	Amount
8/31/2014	S&T Bank	Interest	\$2,005.25

**Expenditures:**

Check	Vendor Name	Service	Amount
8/5/2014	Preauthorized Debit		\$ 26,000.00
8/12/2014	Preauthorized Debit		\$ 25,000.00
9/4/2014	Preauthorized Debit		\$ 1,750,000.00

**Fund Balance as of 8/31/14:**

<b>Checking Account</b>	<b>\$ 8,540,394.09</b>
<b>Certificates of Deposit</b>	<b>\$ -</b>

00001490 0000

**PLUM BOROUGH SCHOOL DISTRICT  
NEW HOLIDAY PARK ELEM CONSTRUCTION ACCT  
900 ELICKER RD  
PITTSBURGH PA 15239-1026**

**Plum Office**  
Account Number [REDACTED]  
Type: S&T Cash Management Account

*Page 1 of 2*  
Statement from:  
August 1 to August 29, 2014

Enclosures 0

**ACCOUNT SUMMARY**

Previous Statement Balance	\$ 10,339,388.84
Deposits and Other Additions	+ 2,005.25
Withdrawals and Other Subtractions	- 51,000.00
Ending Balance on August 29, 2014	\$ 10,290,394.09
Low Balance	\$ 10,288,388.84
Average Ledger Balance	\$ 10,301,457.81

**INTEREST DISCLOSURE**

Annual Percentage Yield (APY) Earned	0.25%
Interest-Bearing Days	29
Average Balance for APY	\$ 10,301,457.81
Interest Paid this Statement	\$ 2,005.25
Interest Paid YTD	\$ 15,094.09

**DAILY ACTIVITY ON YOUR ACCOUNT NUMBER: 4003406305**

	<i>Subtractions</i>	<i>Additions</i>	<i>Balance</i>
08-01 Previous Statement Balance			\$0,339,388.84
08-05 #Preauthorized Debit PLUM BOROUGH SCH TRANSFER 140804 043306855	\$ 26,000.00 -		\$0,313,388.84
08-12 #Preauthorized Debit PLUM BOROUGH SCH TRANSFER 140811 043306855	\$ 25,000.00 -		\$0,288,388.84
08-29 #Interest Credit		\$ 2,005.25	\$0,290,394.09
08-29 Ending Totals	\$ 51,000.00 -	\$ 2,005.25	\$0,290,394.09

**WITHDRAWALS**

<i>Date</i>	<i>Amount</i>	<i>Date</i>	<i>Amount</i>
08-05 Preauthorized debit	26,000.00	08-12 Preauthorized debit	25,000.00

**DEPOSITS**

<i>Date</i>	<i>Amount</i>	<i>Date</i>	<i>Amount</i>
08-29 Interest credit	2,005.25		

15239



Cafeteria

Financial Information



**Plum Boro School District**  
**Balance Sheet**  
 As of August 31, 2014

	<u>Aug 31, 14</u>
<b>ASSETS</b>	
Current Assets	
Checking/Savings	
101 · Cash - Checking	3,027.98
104 · Cash - Cash Management	64,957.35
106 · PSDLAF investment	62,480.31
Total Checking/Savings	<u>130,465.64</u>
Accounts Receivable	
1200 · Accounts Receivable	747.60
Total Accounts Receivable	<u>747.60</u>
Other Current Assets	
143 · Federal Subsidies Receivable	-10.00
171 · Inventory	50,712.21
Total Other Current Assets	<u>50,702.21</u>
Total Current Assets	181,915.45
Fixed Assets	
231 · Food Service Equipment	439,210.28
244 · Accumulated Depreciation	-315,447.20
Total Fixed Assets	<u>123,763.08</u>
<b>TOTAL ASSETS</b>	<b><u>305,678.53</u></b>
<b>LIABILITIES &amp; EQUITY</b>	
Liabilities	
Current Liabilities	
Accounts Payable	
421 · Accounts Payable	1,226.93
Total Accounts Payable	<u>1,226.93</u>
Other Current Liabilities	
420 · Accounts Payable (Audit)	6,286.09
430 · Deferred Meal Income	47,465.00
460 · Accrued Salaries & Benefits	63,365.08
470 · Loan Payable	21,140.64
480 · Due to General Fund	38,980.72
Total Other Current Liabilities	<u>177,237.53</u>
Total Current Liabilities	178,464.46
Long Term Liabilities	
500 · Compensated Absences	19,220.00
Total Long Term Liabilities	<u>19,220.00</u>
Total Liabilities	197,684.46
Equity	
740 · Retained Earnings - Unreserved	108,501.23
Net Income	-507.16
Total Equity	<u>107,994.07</u>
<b>TOTAL LIABILITIES &amp; EQUITY</b>	<b><u>305,678.53</u></b>

1:30 PM  
09/22/14  
Accrual Basis


**Plum Boro School District**  
**Profit & Loss**  
July through August 2014

	<u>Jul - Aug 14</u>
<b>Income</b>	
6510 · Interest on Investments	6.45
6690 · Other Food Service Revenues	
6691 · Pepsi Sales	104.72
6692 · Other Miscellaneous Income	26.92
<b>Total 6690 · Other Food Service Revenues</b>	<u>131.64</u>
<b>Total Income</b>	138.09
<b>Expense</b>	
9630 · Food Expense	
9631 · Food Purchases	645.25
<b>Total 9630 · Food Expense</b>	645.25
9890 · Miscellaneous Expenses	0.00
<b>Total Expense</b>	<u>645.25</u>
<b>Net Income</b>	<u><u>-507.16</u></u>

PLUM BOROUGH SCHOOL DISTRICT  
 ATTN: MARY KAY WATSON  
 900 ELICKER RD  
 PLUM BOROUGH, PA

**Asset Summary**

PSDMAX	\$62,480.31
<b>Total</b>	<b>\$62,480.31</b>



**Activity Summary**

	Opening Value	Purchases	Sales	Closing Value
PSDMAX	\$62,480.31	\$0.00	\$0.00	\$62,480.31
<b>Total</b>	<b>\$62,480.31</b>	<b>\$0.00</b>	<b>\$0.00</b>	<b>\$62,480.31</b>
<b>Change In Value</b>				<b>0.00</b>

**Cash Income Summary**

	Total
PSDMAX	\$0.00
PSDLAF	\$0.00
Fixed Term	\$0.00
CIO	\$0.00
Check Reversal	\$0.00
Check Redemption	\$0.00
CDs	\$0.00

August 1, 2014 to August 31, 2014

Master Account: [REDACTED]

Account#: [REDACTED]

Opening Shares

\$62,480.31

**PSDMAX Transactions**


<u>Date</u>	<u>Description</u>	<u>Reference#</u>	<u>Amount</u>	<u>Balance</u>
08/01/2014	No account activity to report.			\$62,480.31

Closing Value	\$62,480.31
---------------	-------------

Average Balance	\$62,480.31
-----------------	-------------

# Educational Enhancement

## Financial Information



Plum Office  
Account Number ██████████90  
Type: Non-Profit Money Market

00001031 0000  
**PLUM BOROUGH FOUNDATION FOR EDUCATIONAL  
ENHANCEMENT  
CENTRAL ADMINISTRATION  
900 ELICKER RD  
PITTSBURGH PA 15239-1026**

Page 1 of 2  
Statement from:  
August 1 to August 29, 2014

Enclosures 1

**ACCOUNT SUMMARY**

Previous Statement Balance	\$	4,451.00
Deposits and Other Additions	+	0.16
Checks Paid and Other Subtractions	-	205.00
Ending Balance on August 29, 2014	\$	4,246.16
Low Balance	\$	4,246.00
Average Ledger Balance	\$	4,380.31

**INTEREST DISCLOSURE**

Annual Percentage Yield (APY) Earned	0.05%
Interest-Bearing Days	29
Average Balance for APY	\$ 4,380.31
Interest Paid this Statement	\$ 0.16
Interest Paid YTD	\$ 1.44

**DAILY ACTIVITY ON YOUR ACCOUNT NUMBER: 0006021190**

	Subtractions	Additions	Balance
08-01 Previous Statement Balance			\$ 4,451.00
08-20 Check 168	\$ 205.00 -		\$ 4,246.00
08-29 #Interest Credit		\$ 0.16	\$ 4,246.16
08-29 Ending Totals	\$ 205.00 -	\$ 0.16	\$ 4,246.16

**CHECKS PAID IN CHECK NUMBER ORDER**

<i>Check No.</i>	<i>Amount</i>	<i>Check No.</i>	<i>Amount</i>	<i>Check No.</i>	<i>Amount</i>
168	\$ 205.00				

**DEPOSITS**

<i>Date</i>	<i>Amount</i>	<i>Date</i>	<i>Amount</i>
08-29 Interest credit	0.16		

EVERY TIME YOU USE YOUR PERSONAL S&T DEBIT CARD BETWEEN NOW AND AUGUST 27, YOU WILL BE ENTERED TO WIN \$1,000! FOR FULL DETAILS, PLEASE VISIT STBANK.COM.



Activity Account

Financial Information

Plum Borough School District  
2013-2014  
Activity Account

Plum Borough School District Student Activity Account (Fund 28)				Beginning	Jul	Aug	Sep	Oct	Nov	Dec	Jan	Feb	Mar	Apr	May	Jun
Club Name	Building	Acct#	Sponsors	Balance	7/31/14	8/31/14	9/30/2014	10/31/14	11/30/14	12/31/14	01/31/15	02/28/15	03/31/15	4/30/2015	5/31/2015	6/30/2015
AFS	High School	8122		\$ 0.10	\$ 0.10	\$ 0.10										
Art Club	High School	8134	Mr. Dennis Swogger	\$ 417.39	\$ 417.39	\$ 417.39										
AV Club	High School	8146	Mr. Rick Berrott	\$ 1,149.51	\$ 1,149.51	\$ 1,149.51										
Band	High School	8158	Mrs. Bethany Lov	\$ 305.89	\$ 305.89	\$ 305.89										
Biology Club	High School	8182	Ms. Danielle Skwirut	\$ 14.02	\$ 14.02	\$ 14.02										
Prom / Homecoming	High School	8194	Ms. Samor Pieper / Mr. Timothy Rock	\$ 6,125.52	\$ 6,125.52	\$ 6,125.52										
Orchestra	High School	8230	Mr. Andy Bronkai	\$ 83.55	\$ 83.55	\$ 83.55										
Choir & Chorus	High School	8242	Mr. John DeLuca	\$ 478.95	\$ 478.95	\$ 478.95										
High School Play	High School	8290	Mr. John DeLuca	\$ 3,218.44	\$ 3,218.44	\$ 3,218.44										
French Club	High School	8362	Mr. Sylvain Rovera	\$ 181.98	\$ 181.98	\$ 181.98										
Girls Leaders Association (GLA)	High School	8398	Mrs. Amy Martello / Mrs. Catherine Phillips	\$ 419.68	\$ 419.68	\$ 419.68										
Hi-Lites	High School	8410	Ms. Kathie Cooper	\$ 316.09	\$ 316.09	\$ 316.09										
Make a Wish	High School	8434	Mr. Rick Berrott	\$ 575.10	\$ 575.10	\$ 575.10										
Misc. (Habitat for Humanity)	High School	8446		\$ 161.44	\$ 161.44	\$ 161.44										
National Honor Society (NHS)	High School	8458	Mr. Matthew Magnusen	\$ 3.24	\$ 3.24	\$ 3.24										
Pittsburgh Club	High School	8482	Ms. Lori Black-Trusky	\$ 89.21	\$ 89.21	\$ 89.21										
Students Against Drunk Drivers (SADD)	High School	8494	Ms. Rochelle Dunn	\$ 1,637.81	\$ 1,637.81	\$ 1,637.81										
Spanish Club	High School	8542	Ms. Rachel Ortiz	\$ 473.51	\$ 473.51	\$ 473.51										
Student Government	High School	8560	Ms. Lori Black-Trusky / Chief Matr. Sergeant Speer	\$ 5,313.33	\$ 5,313.33	\$ 5,313.33										
Senior High Musical	High School	8602	Mr. John DeLuca	\$ 27,553.70	\$ 27,553.70	\$ 28,266.54										
AEO Activities & Assemblies	O'Block	8614	Mr. Joe Fishell	\$ 6,146.94	\$ 6,146.94	\$ 6,297.68										
O'Block Yearbook	O'Block	8644	Ms. Jennifer Scharba / Ms. Shannon Cecchetti	\$ 630.47	\$ 630.47	\$ 630.47										
Pkivk Activities/Assemblies	Pkivk	8646	Ms. Gail Yamnitzky / Ms. Michelle Colder	\$ 6,343.41	\$ 6,343.41	\$ 6,343.41										
Center Activities/Assemblies	Center	8662	Mr. Jeff Hadley / Ms. Lynn Barbieri	\$ 1,520.21	\$ 1,520.21	\$ 1,596.52										
Holiday Park Activities/Assemblies	Holiday Park	8674	Mr. Fran Sculle / Mr. Dave Pucka / Ms. Emily Sasso	\$ 436.11	\$ 436.11	\$ 436.11										
Recrey Park Activities/Assemblies	Recrey	8686	Mr. Justin Stephens / Mr. Nathan Pfeiffer / Ms. Colleen Spears	\$ 3.80	\$ 3.80	\$ 3.80										
Adlai Stevenson Student Gov't.	Adlai	8710	Ms. Lisa Rodgers / Mr. Bruce Shafer	\$ 502.21	\$ 502.21	\$ 502.21										
SH Snow Club	High School	9382	Mr. Keith Nonnenberg	\$ 5,338.34	\$ 5,338.34	\$ 5,338.34										
SH Physics	High School	10001	Mr. Mike Supak / Mr. Dave Muchoney	\$ 476.35	\$ 476.35	\$ 476.35										
SH German	High School	10062	Dr. Ludmila Slavova	\$ 347.00	\$ 347.00	\$ 347.00										
SH Drama	High School	10048	Mrs. Amy Martello	\$ 698.21	\$ 698.21	\$ 698.21										
Air Force JROTC	High School	11117	Terry Speer	\$ 4,123.01	\$ 4,123.01	\$ 4,123.01										
O'Block Snow Club	O'Block	11233	Mr. Joe Miller	\$ 16.60	\$ 16.60	\$ 16.60										
BOTS IQ Team	High School	11297	Mr. Merlin Griffith / Mr. Jeff Noll	\$ 1,872.44	\$ 1,872.44	\$ 1,872.44										
Reach Out Club	O'Block	12415	Ms. Jennifer Scharba / Ms. Shannon Cecchetti	\$ 0.07	\$ 0.07	\$ 0.07										
Future Educators Associates	High School	12466	Mr. Jay Marston	\$ 51.36	\$ 51.36	\$ 51.36										
High School Store	High School	12868	Mrs. Amy Martello / Mrs. Catherine Phillips	\$ 3,082.97	\$ 3,082.97	\$ 3,082.97										
High School Yearbook	High School	12873	Ms. Kristen Rowe	\$ 1,011.11	\$ 1,011.11	\$ 1,011.11										
AEO Mustang Moments	O'Block	12936	Ms. Melissa Addis / Ms. Karen Mienke	\$ 102.00	\$ 102.00	\$ 102.00										
AEO Woodchuckers	O'Block	13182	Mr. Phil Beatty	\$ 103.59	\$ 103.59	\$ 103.59										
AEO Football Club	O'Block	13348	Mr. Ryan Silvis	\$ 0.11	\$ 0.11	\$ 0.11										
Plum Golden Girls Twirling Club	High School	13349	Ms. Bethany Lov	\$ 339.24	\$ 339.24	\$ 339.24										
Student Development	High School	13384	Mr. Rob Felty	\$ 74.29	\$ 74.29	\$ 74.29										
Running Mustangs Elementary Distance	All Elementaries	13451	Mr. Jay Marston	\$ 50.16	\$ 50.16	\$ 50.16										
Track and Field	High School	14374	Mr. Nick Oto	\$ 422.96	\$ 422.96	\$ 422.96										
				\$ 82,211.42	\$ 82,211.42	\$ 83,151.31										